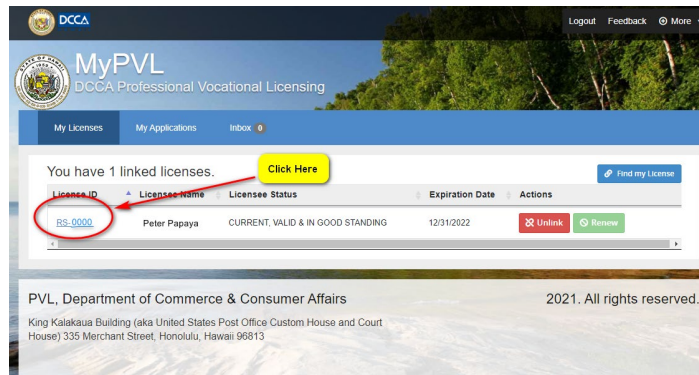
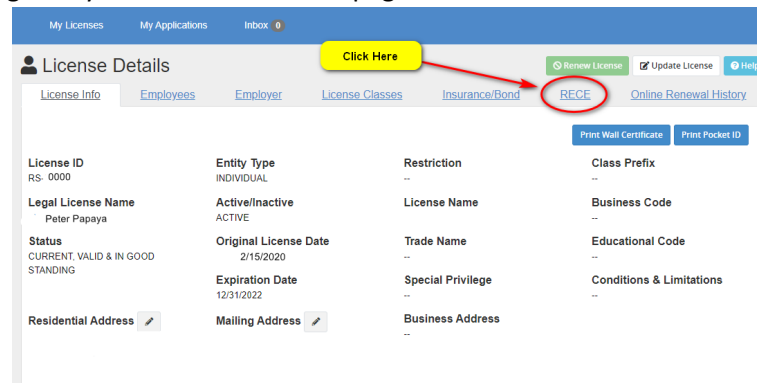


VIEWING YOUR CE HISTORY (MYPVL ACCOUNT)

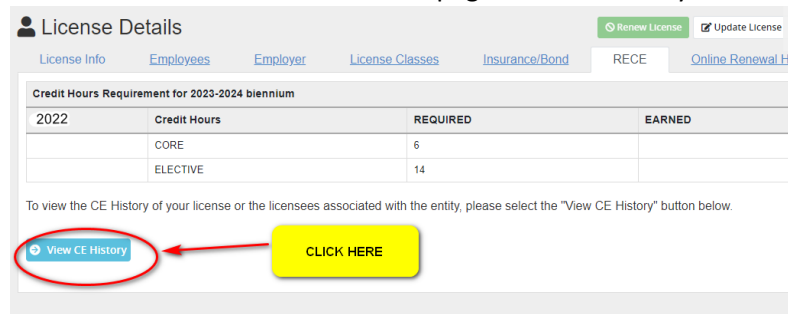
- 1) Log into your MYPVL account using the following url: <https://mypvl.dcca.hawaii.gov/>
- 2) Once logged in you will see a screen that list your linked licenses. (If license is not linked, click on the “Find My License” tab and follow the prompts). Click on your license number.



- 3) You will be brought to your “License Details” page. Please click on the “RECE” tab.



- 4) Once there, you will see a summary of the number of core and elective credits required for the renewal. Click “View CE HISTORY” to see a detailed page of the courses you have already taken.



***Note: If you wish to print out a hard copy of your certificate (although not required) you may do so by clicking on the Printer Icon.

Course ID	Subject	No. Credits	Certificate No.	Biennium	Course Type	Credit Earned	Make-up Credit	Order/Re-Print
C13786	2019-2020 CORE A PROTECT YOUR LICENSE REAL ESTATE-RELATED LEGISLATION	3	520359	2020	Core	01/09/2021	No	[Printer Icon]
C13787	2019-2020 CORE B PRINCIPAL BROKERS: THE BUCK STOPS HERE!	3	520367	2020	Core	01/10/2021	No	[Printer Icon]
C13780	DOCUMENT DILIGENCE: SAFEGUARDING YOUR TRANSACTIONS	4	524076	2020	Elective	01/09/2021	Yes	[Printer Icon]
C13782	ETHICAL EXCELLENCE: RAISING THE BAR	4	521725	2020	Elective	01/10/2021	Yes	[Printer Icon]
C13786	HOT TOPICS IN REAL ESTATE	3	521723	2020	Elective	01/09/2021	Yes	[Printer Icon]
C13808	TAXES AND REAL ESTATE: WHAT YOU NEED TO KNOW	3	520358	2020	Elective	01/09/2021	Yes	[Printer Icon]