

Editing your MyPVL Account/Changing your Password

1. Log Into your MyPVL account at <https://pvl.ehawaii.gov/mypvl>



MyPVL
DCCA Professional Vocational Licensing

Login

Email

Password

[Log In](#) [Sign Up](#) [Forgot Password?](#)

What is MyPVL?

MyPVL is a new home for all PVL licensees to access information and services 24/7 from a single dashboard.

To access MyPVL, "Sign Up" for a free eHawaii.gov Account to get started or "Log In" with your existing eHawaii.gov account.

2. Select "My Account" drop down



MyPVL Dashboard

My Linked Licenses [My Applications](#) [Inbox](#)

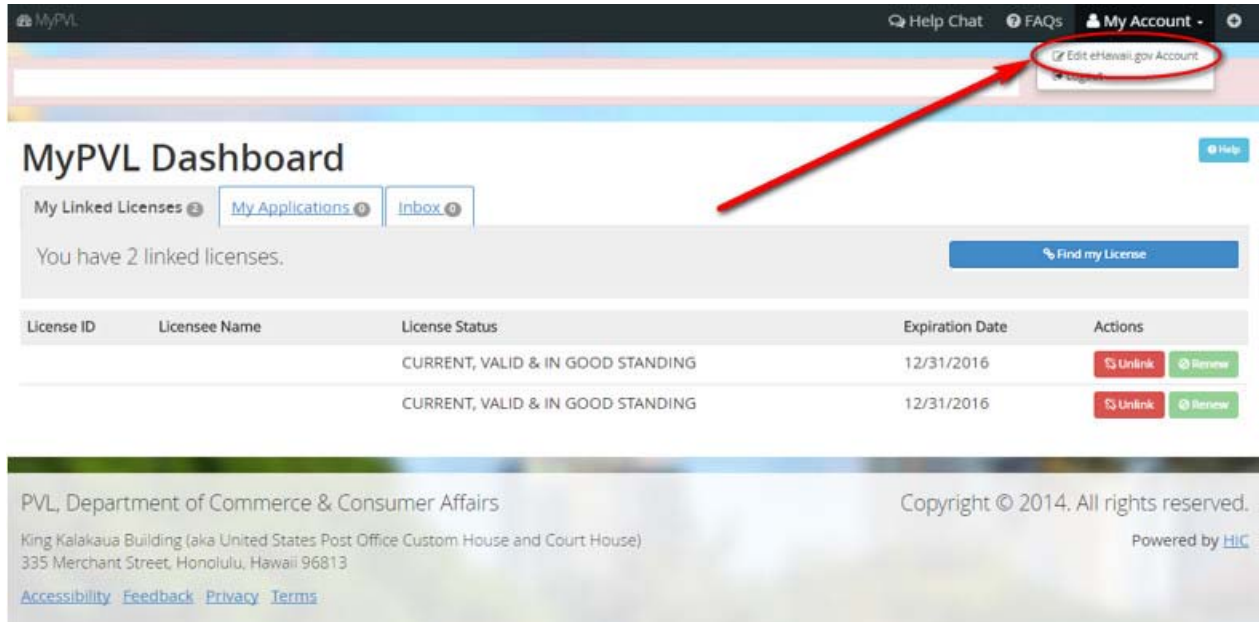
You have 2 linked licenses. [Find my License](#)

License ID	Licensee Name	License Status	Expiration Date	Actions
		CURRENT, VALID & IN GOOD STANDING	12/31/2016	Unlink Review
		CURRENT, VALID & IN GOOD STANDING	12/31/2016	Unlink Review

PVL, Department of Commerce & Consumer Affairs
King Kalakaua Building (aka United States Post Office Custom House and Court House)
335 Merchant Street, Honolulu, Hawaii 96813
[Accessibility](#) [Feedback](#) [Privacy](#) [Terms](#)

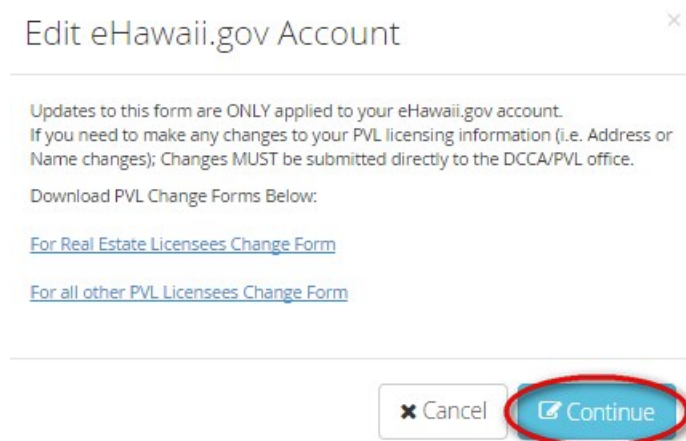
Copyright © 2014. All rights reserved.
Powered by [HiC](#)

3. Select "Edit eHawaii.gov Account" from the drop down menu




The screenshot shows the MyPVL Dashboard. At the top right, there is a navigation bar with 'Help Chat', 'FAQs', and 'My Account'. A dropdown menu is open under 'My Account', and the option 'Edit eHawaii.gov Account' is circled in red. A red arrow points from the center of the dashboard towards this menu item. Below the navigation bar, the dashboard title 'MyPVL Dashboard' is displayed. There are three tabs: 'My Linked Licenses', 'My Applications', and 'Inbox'. Below the tabs, it says 'You have 2 linked licenses.' and there is a 'Find my License' button. A table lists the licenses with columns for License ID, Licensee Name, License Status, Expiration Date, and Actions. The table contains two rows, both with a status of 'CURRENT, VALID & IN GOOD STANDING' and an expiration date of '12/31/2016'. The footer contains contact information for PVL, Department of Commerce & Consumer Affairs, and copyright information.

4. Select "Continue" from pop-up



The screenshot shows a pop-up window titled 'Edit eHawaii.gov Account'. The window contains the following text: 'Updates to this form are ONLY applied to your eHawaii.gov account. If you need to make any changes to your PVL licensing information (i.e. Address or Name changes); Changes MUST be submitted directly to the DCCA/PVL office. Download PVL Change Forms Below: For Real Estate Licensees Change Form For all other PVL Licensees Change Form'. At the bottom of the window, there are two buttons: 'Cancel' and 'Continue'. The 'Continue' button is circled in red.

5. Edit Account Information

 Update Account [Change Password](#)

Return to [MyPVL](#) without updating.

All fields are **required** unless otherwise noted. [Collapse/Expand All](#)

Name

First Name: Middle: OPTIONAL Last Name: Suffix: OPTIONAL

Address

Address: Address Line 2: OPTIONAL

Country: City: State: Zip:

Contact Information

Provide the following information so we may contact you if necessary. This information is used for official State business only, and it will **never be transferred to any 3rd party**.

Email: [Verify Email Address](#)

Work Phone: International format Home Phone: OPTIONAL International format

Mobile Phone ([USA only](#)): OPTIONAL

Secret Question & Answer

Secret Question: Secret Answer:

I agree to the [Terms of Use](#).

Email me about important dates pertaining to services I use.

Email me about new eHawaii.gov services as they become available.

[Save](#)

6. Select "Save"

7. To change your password select "Change Password"

Update Account

Change Password

Return to [MyPVL](#) without updating.

All fields are **required** unless otherwise noted.

[↑ Collapse/Expand All](#)


Name			
First Name:	Middle: OPTIONAL	Last Name:	Suffix: OPTIONAL
<input type="text" value="Two"/>	<input type="text" value="REAL ESTATE"/>	<input type="text" value="Test"/>	<input type="text"/>

Address			
Address:		Address Line 2: OPTIONAL	
<input type="text" value="335 MERCHANT STREET"/>		<input type="text" value="ROOM 333"/>	
Country:	City:	State:	Zip:
<input type="text" value="United States"/>	<input type="text" value="HONOLULU"/>	<input type="text" value="Hawaii"/>	<input type="text" value="96813"/>

Contact Information

8. Enter you "Current Password", your "New Password", and "Re-enter New Password". Select "Save".

Change Password

Current Password:	New Password [Strong ]:	Re-enter New Password:
<input type="password"/>	<input type="password"/>	<input type="password"/>

Save